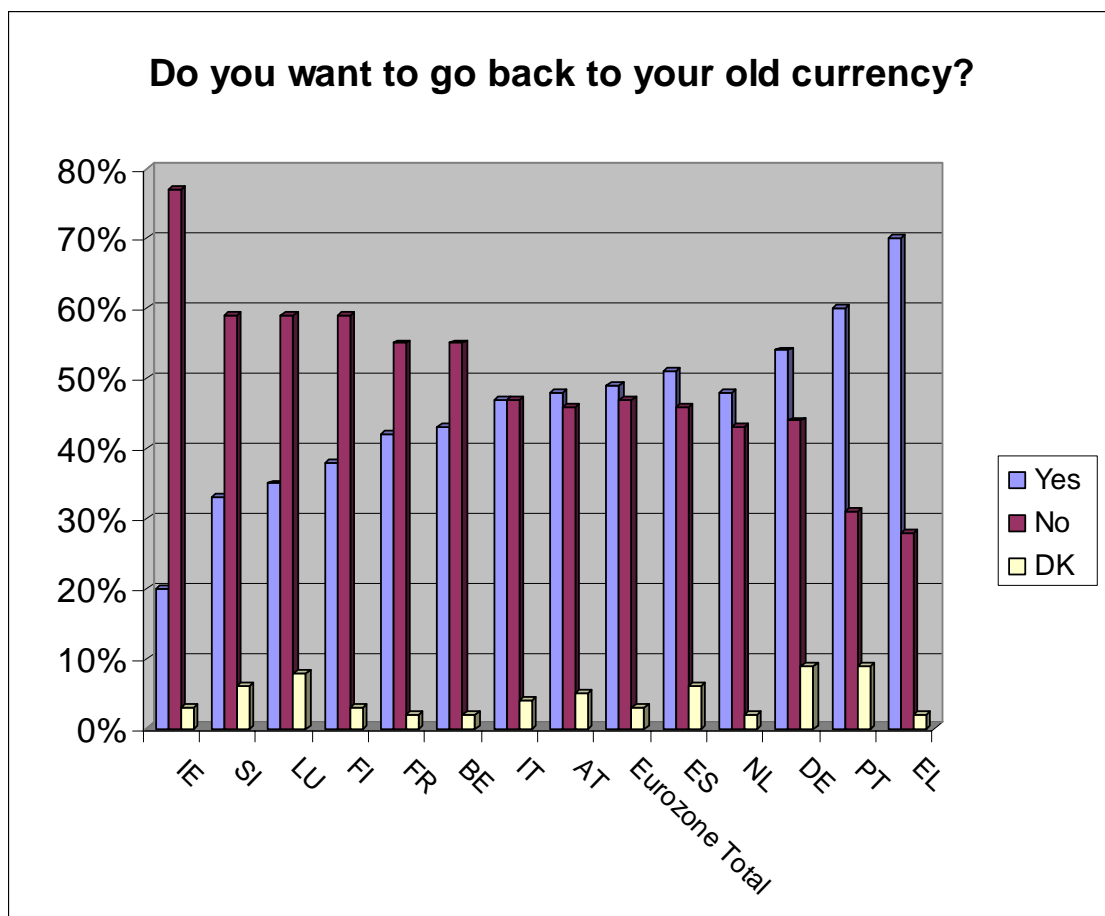




Poll on the future of Europe:
Main findings report

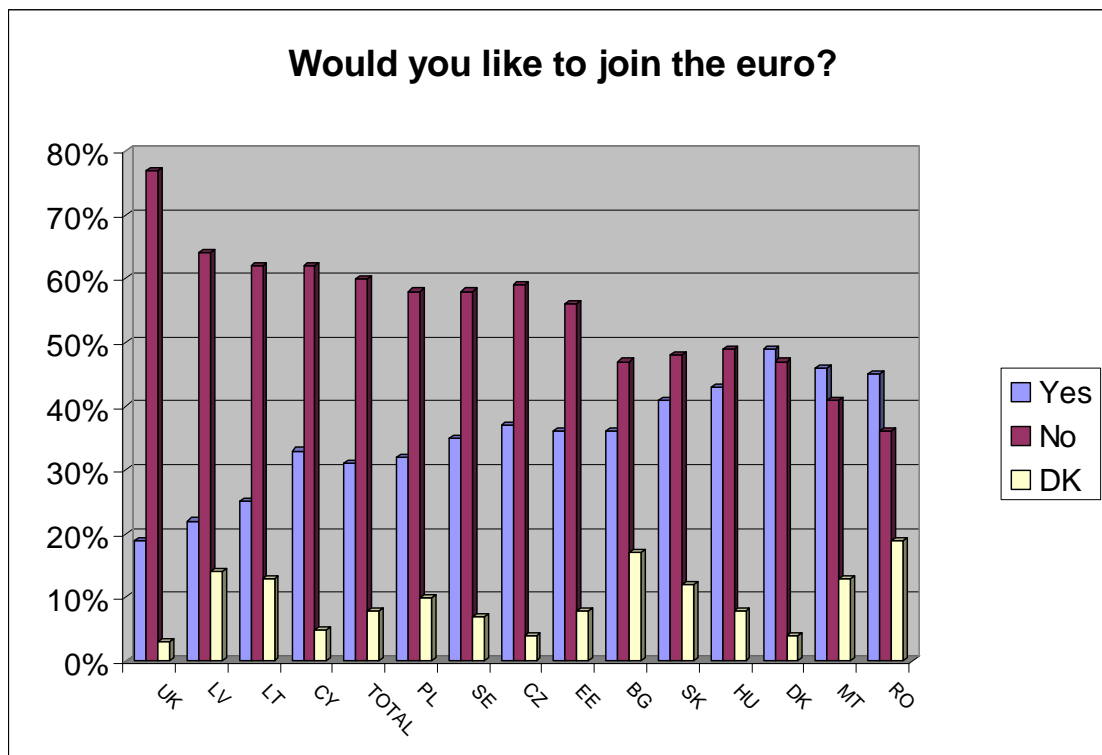
Would you prefer to use the [PREVIOUS NATIONAL CURRENCY] instead of the euro?

	Yes	No	Don't Know	Net
Greece (EL)	70%	28%	2%	42%
Portugal (PT)	60%	31%	9%	29%
Germany (DE)	54%	44%	2%	10%
Spain (ES)	51%	46%	3%	5%
Eurozone Total	49%	47%	4%	2%
Austria (AT)	48%	46%	6%	2%
Netherlands (NL)	48%	43%	9%	5%
Italy (IT)	47%	47%	5%	0%
Belgium (BE)	43%	55%	2%	-12%
France (FR)	42%	55%	2%	-13%
Finland (FI)	38%	59%	3%	-21%
Luxembourg (LU)	35%	59%	6%	-24%
Slovenia (SI)	33%	59%	8%	-26%
Ireland (IE)	20%	77%	3%	-57%



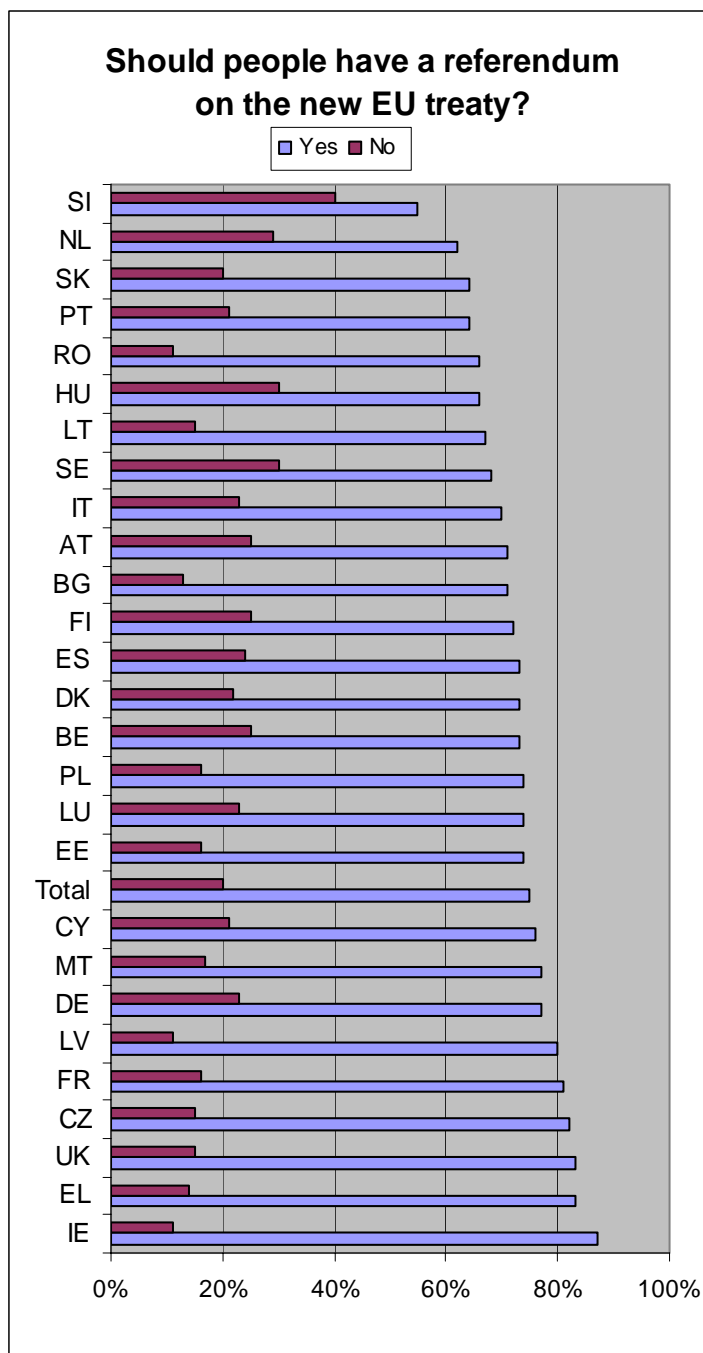
If there were a referendum or citizen consultation on the euro tomorrow would you vote to change over from the [NATIONAL CURRENCY] to the euro or keep the [NATIONAL CURRENCY]?

	Yes	No	Don't Know	Net
United Kingdom (UK)	19%	77%	3%	-58%
Latvia (LV)	22%	64%	14%	-42%
Lithuania (LT)	25%	62%	13%	-37%
Cyprus (CY)	33%	62%	5%	-29%
TOTAL	31%	60%	8%	-29%
Poland (PL)	32%	58%	10%	-26%
Sweden (SE)	35%	58%	7%	-23%
Czech Rep. (CZ)	37%	59%	4%	-22%
Estonia (EE)	36%	56%	8%	-20%
Bulgaria (BG)	36%	47%	17%	-11%
Slovakia (SK)	41%	48%	12%	-7%
Hungary (HU)	43%	49%	8%	-6%
Denmark (DK)	49%	47%	4%	2%
Malta (MT)	46%	41%	13%	5%
Romania (RO)	45%	36%	19%	9%



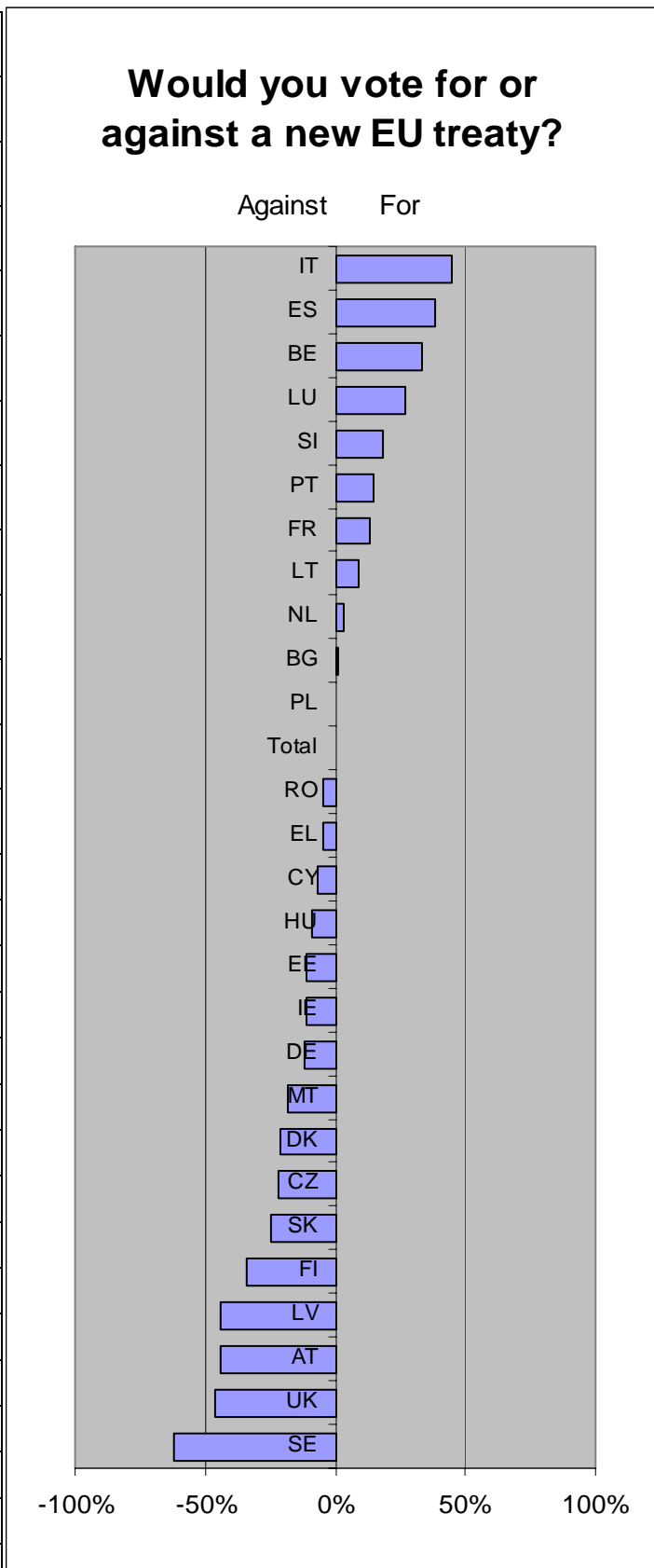
If a new treaty is drawn up which gives more powers to the EU do you think that people should be given a say on this in a referendum or citizen consultation or do you think that it should just be up to the national parliament to ratify this treaty?

	Yes to referendum	No to referendum	Don't Know
IE	87%	11%	1%
EL	83%	14%	3%
UK	83%	15%	3%
CZ	82%	15%	3%
FR	81%	16%	3%
LV	80%	11%	10%
DE	77%	23%	1%
MT	77%	17%	6%
CY	76%	21%	3%
Total	75%	20%	5%
EE	74%	16%	11%
LU	74%	23%	3%
PL	74%	16%	10%
BE	73%	25%	2%
DK	73%	22%	4%
ES	73%	24%	3%
FI	72%	25%	3%
BG	71%	13%	16%
AT	71%	25%	4%
IT	70%	23%	8%
SE	68%	30%	2%
LT	67%	15%	18%
HU	66%	30%	4%
RO	66%	11%	23%
PT	64%	21%	15%
SK	64%	20%	16%
NL	62%	29%	9%
SI	55%	40%	4%



If a new treaty is drawn up which would transfer more powers to the EU, would you vote for it or against it in a referendum or citizen consultation?

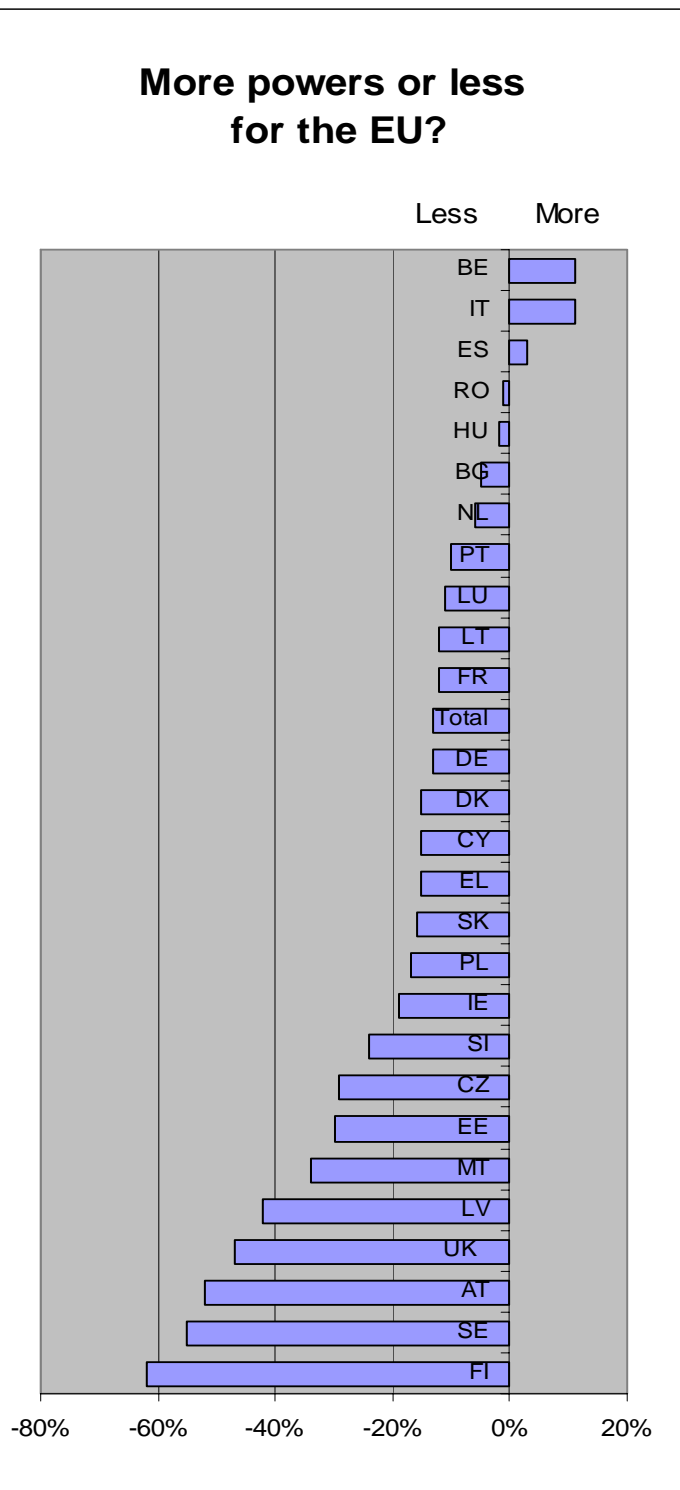
	Yes	No	Abstain	Don't Know	Net
SE	16%	78%	0%	6%	-62%
UK	21%	67%	6%	7%	-46%
AT	21%	65%	3%	11%	-44%
LV	15%	59%	13%	12%	-44%
FI	29%	63%	2%	7%	-34%
SK	17%	42%	19%	23%	-25%
CZ	27%	49%	16%	8%	-22%
DK	31%	52%	2%	15%	-21%
MT	26%	44%	4%	26%	-18%
DE	40%	52%	1%	8%	-12%
IE	38%	49%	3%	10%	-11%
EE	31%	42%	8%	19%	-11%
HU	28%	37%	22%	14%	-9%
CY	42%	49%	2%	7%	-7%
EL	40%	45%	9%	6%	-5%
RO	25%	30%	10%	36%	-5%
Total	41%	41%	5%	14%	0%
PL	38%	38%	8%	16%	0%
BG	29%	28%	11%	32%	1%
NL	41%	38%	4%	17%	3%
LT	37%	28%	14%	22%	9%
FR	50%	37%	2%	12%	13%
PT	44%	29%	5%	22%	15%
SI	50%	32%	3%	15%	18%
LU	58%	31%	1%	11%	27%
BE	59%	26%	8%	7%	33%
ES	60%	22%	3%	15%	38%
IT	60%	15%	3%	22%	45%



Which of the following comes closest to your own view?

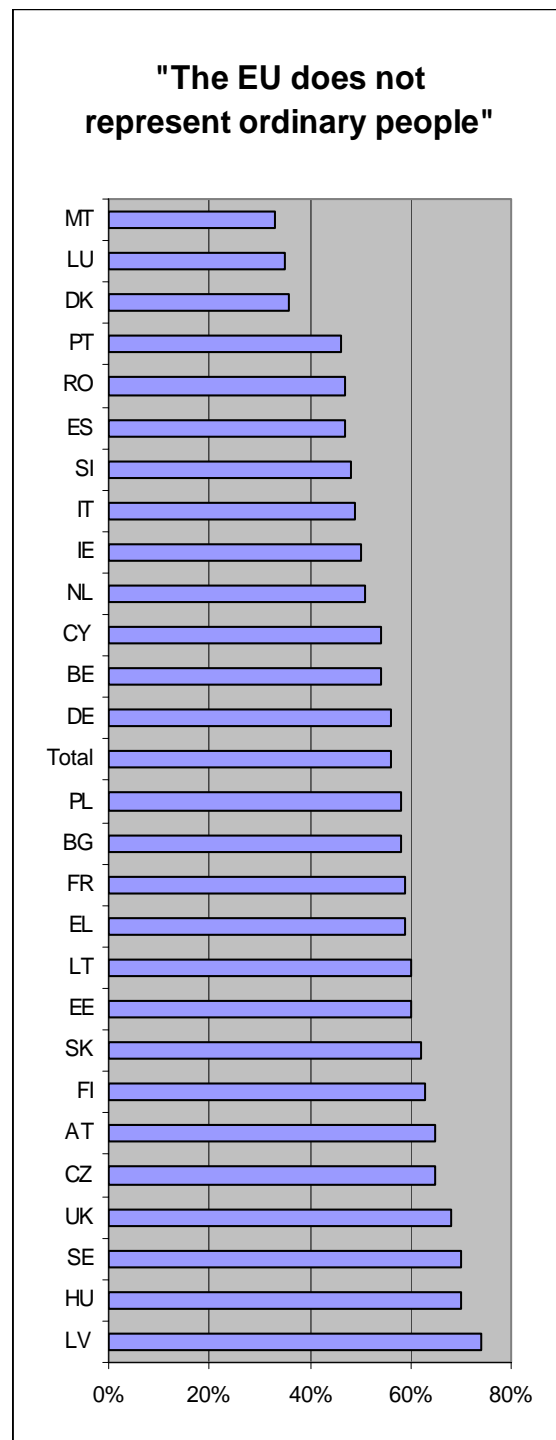
(i)The EU should have more powers than it has now and we should make more decisions at the European level; (ii)The EU should keep the powers it has now, but should not be given more; or (iii)The EU should have less powers than it has now and we should take more decisions at a national or local level

	More power	Same power	Less power	Don't Know	Net
FI	5%	26%	67%	1%	-62%
SE	4%	35%	59%	2%	-55%
AT	12%	22%	64%	2%	-52%
UK	11%	27%	58%	5%	-47%
LV	11%	25%	53%	11%	-42%
MT	13%	21%	47%	19%	-34%
EE	17%	28%	47%	7%	-30%
CZ	22%	27%	51%	0%	-29%
SI	23%	22%	47%	8%	-24%
IE	22%	35%	41%	2%	-19%
PL	17%	37%	34%	12%	-17%
SK	17%	31%	33%	18%	-16%
EL	31%	17%	46%	6%	-15%
CY	30%	20%	45%	5%	-15%
DK	18%	43%	33%	7%	-15%
DE	29%	23%	42%	5%	-13%
Total	28%	23%	41%	8%	-13%
FR	34%	16%	46%	5%	-12%
LT	20%	26%	32%	22%	-12%
LU	32%	21%	43%	4%	-11%
PT	27%	15%	37%	21%	-10%
NL	29%	23%	35%	14%	-6%
BG	25%	28%	30%	17%	-5%
HU	22%	45%	24%	10%	-2%
RO	25%	22%	26%	27%	-1%
ES	43%	12%	40%	5%	3%
IT	42%	16%	31%	11%	11%
BE	40%	25%	29%	6%	11%



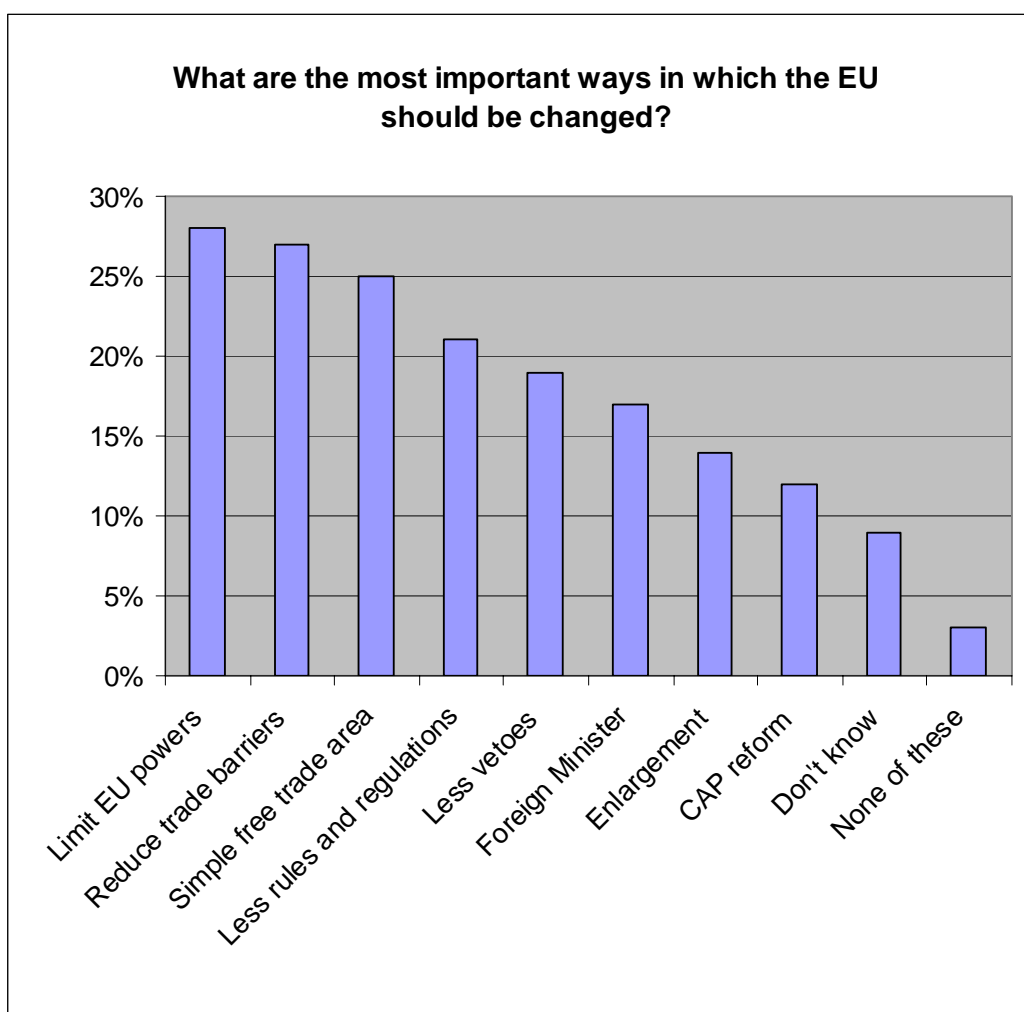
Do you agree with the following statement:
The European Union does not represent ordinary people in [OUR COUNTRY]?

	Agree
LV	74%
HU	70%
SE	70%
UK	68%
CZ	65%
AT	65%
FI	63%
SK	62%
EE	60%
LT	60%
EL	59%
FR	59%
BG	58%
PL	58%
Total	56%
DE	56%
BE	54%
CY	54%
NL	51%
IE	50%
IT	49%
SI	48%
ES	47%
RO	47%
PT	46%
DK	36%
LU	35%
MT	33%



I am going to read out a list of suggestions about how the EU might be changed. Could you tell me which two of them you think are the most important? (EU total)

Proposal	Total believing it should be a priority
Establish clear limits on the power of the EU	28%
Reducing the EU's trade barriers against poor countries	27%
Turn the EU into just a simple free trade area, without political aims	25%
The EU should reduce the number of new rules and laws it passes	21%
Making it harder for a few countries to block new EU laws	19%
A single foreign minister for the whole EU	17%
Allowing more countries to join the EU	14%
Spend less on agriculture and more on other things	12%
Don't know	9%
None of these	3%



I am going to read out a list of suggestions about how the EU might be changed. Could you tell me which two of them you think are the most important?

COUNTRY	TOTAL	BE	BG	CZ	DK	DE	EE	EL	ES	FR	IE	IT	CY	LV	LT
A single foreign minister for the whole EU	17%	22%	18%	10%	8%	20%	9%	14%	17%	20%	12%	26%	14%	12%	6%
Making it harder for a few countries to block new EU laws	19%	24%	17%	10%	17%	31%	10%	13%	17%	18%	25%	14%	14%	14%	10%
Reducing the EU's trade barriers against poor countries	27%	33%	45%	17%	29%	25%	25%	32%	51%	20%	34%	21%	28%	38%	16%
Allowing more countries to join the EU	14%	18%	16%	13%	12%	11%	15%	29%	20%	7%	18%	14%	21%	7%	11%
Establish clear limits on the power of the EU	28%	28%	32%	42%	40%	37%	37%	38%	18%	30%	32%	16%	29%	26%	32%
Turn the EU into just a simple free trade area, without political aims	25%	21%	34%	23%	17%	14%	25%	31%	39%	25%	24%	25%	26%	29%	23%
Spend less on agriculture and more on other things	12%	18%	2%	8%	30%	16%	7%	8%	8%	18%	14%	8%	12%	5%	10%
The EU should reduce the number of new rules and laws it passes	21%	15%	12%	31%	21%	29%	14%	17%	14%	19%	21%	13%	19%	30%	14%
(NONE OF THESE)	3%	4%	1%	4%	2%	1%	7%	3%	1%	3%	2%	3%	4%	4%	8%
DK/NA (Spontaneous)	9%	3%	10%	6%	6%	3%	22%	3%	3%	6%	4%	16%	10%	12%	21%

COUNTRY	TOTAL	LU	HU	MT	NL	AT	PL	PT	RO	SI	SK	FI	SE	UK
A single foreign minister for the whole EU	17%	28%	6%	5%	21%	16%	17%	13%	17%	16%	9%	7%	6%	9%
Making it harder for a few countries to block new EU laws	19%	25%	16%	15%	15%	19%	22%	12%	10%	24%	11%	24%	19%	13%
Reducing the EU's trade barriers against poor countries	27%	27%	24%	36%	28%	24%	24%	23%	33%	23%	23%	17%	29%	24%
Allowing more countries to join the EU	14%	12%	16%	14%	12%	5%	19%	18%	19%	18%	11%	7%	14%	14%
Establish clear limits on the power of the EU	28%	35%	28%	18%	14%	46%	29%	23%	19%	25%	42%	45%	36%	29%
Turn the EU into just a simple free trade area, without political aims	25%	17%	27%	14%	22%	20%	19%	17%	24%	28%	17%	19%	18%	36%
Spend less on agriculture and more on other things	12%	18%	10%	9%	11%	13%	9%	11%	6%	18%	4%	13%	22%	13%
The EU should reduce the number of new rules and laws it passes	21%	16%	17%	30%	23%	27%	28%	12%	14%	19%	4%	43%	32%	27%
(NONE OF THESE)	3%	3%	4%	1%	6%	5%	3%	5%	2%	3%	5%	1%	2%	4%
DK/NA (Spontaneous)	9%	3%	16%	25%	17%	3%	9%	30%	27%	8%	16%	6%	4%	8%